

**OFFICE OF  
THE  
LOGAN COUNTY  
ENGINEER**

---

**ANNUAL REPORT  
2003-2004 ROAD REVIEW**

---

*April 1, 2004*



*Scott C. Coleman, P.E., P.S.  
Logan County Engineer*



**EMPLOYEES OF THE  
LOGAN COUNTY ENGINEER'S OFFICE**

<b>County Engineer</b>		
Scott C. Coleman, P.E., P.S.		
<b>Engineering Department</b>		
Nick Sanders	Dianne Gauder	Curtis D. Dill
Kristin Knight	Shirley Brunke	Bob Simmons
Harvey Grimes		Greg Dappert
<b>Map Room</b>		
Jon Hines	Suzie Yoesting	Jayma Burkhammer
<b>Road Department</b>		
Ronald George	Jackie Norviel	Todd Coleman
Bob Schrader	Robert Smith	John Spencer
Butch Banning	Ron Hanson	Mark Dearwester
Larry Strayer	Dan McMillen	Greg Swonguer
John Berry	Jim Logan	Joel Miracle
Larry Artis	Mark Hilty	Jeremy Burrey
Clyde Ball		
<b>Bridge Department</b>		
Rick Archer	Jim Houchin	Shane Long
Keith Price		
<b>Traffic Department</b>		
Billy Ganson	George Coleman	Richard Cooksey
<b>Building Authority</b>		
Mike Reffitt	Becky Jolliff	Carl Henry Dennis Grogan

**FROM YOUR COUNTY ENGINEER**

April 1, 2004

To the Honorable Board of Logan County Commissioners and the Citizens of Logan County:

The following pages contain our annual report for 2003. On the back page, the reader will find a breakdown of the road miles, the number of bridges on our system, along with the number of signs and culverts that we maintain. Also included in this report is what we accomplished in the year 2003 and what we plan to accomplish in 2004.

Once again, we are near the end of another busy year. This year we resurfaced 40 miles of county highways, chip-sealed 43 miles of county highways, replaced 7 bridges, and more than 47 culverts. We have also assisted the Township Trustees with the resurfacing of 24.1 miles and chip-sealing 36.8 miles of roads with a combination of sales tax and the Townships' own funds.

We experienced an extremely tough winter in early 2003. We spent \$551,444.53 on snow and ice control during the calendar year. This includes 2,897.81 hours of overtime and 8,370 tons of grit.

The Map Room and the Building Authority have been very busy this year as well. The Logan County Building Authority issued 423 permits this year, of which, 221 were new dwellings. They also performed a total of 3,424 inspections in 2003. New home valuations totaled \$23,432,438.00. The Map Room processed 300 new parcel splits and over 2,800 deeds.

The roads and bridges sales tax income for 2003 was \$2,343,017.77. Of these funds, 13.5 percent, or \$316,307.40, are provided for township roads and bridges each year.

For 2004, we have scheduled another 41 miles for asphalt resurfacing and are planning an aggressive chip-seal program to preserve the roads that have been resurfaced recently. We plan to chip seal 56.8 miles with county crews and 10.7 miles through competitive bidding. We will also bid a new type of sealing material on 9.1 miles of our higher traffic roads. The new material is an asphalt rejuvenating agent called Reclamite and has shown promising results in Ohio.

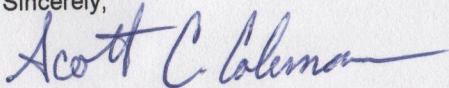


The bridge crew will be very busy trying to catch up from lost productivity due to the 2003 snow control and flooding events, and completing the bridges scheduled for 2004. We have 11 bridge and large culvert replacements scheduled for this year.

The traffic department will be busy overseeing pavement markings, replacing signage, and updating the traffic counts on all county roads. The aggressive resurfacing and sealing programs will lead to 118 miles of replacement pavement markings plus our yearly rotation of pavement marking.

We have also received a donation from the Amish Steering Committee in the amount of \$1,675.00 to be used for road maintenance on roads used by animal-drawn vehicles.

Sincerely,



Scott C. Coleman, P.E., P.S.  
Logan County Engineer

## THE CONDITION OF OUR HIGHWAY SYSTEM

We have been busy throughout this winter trying to keep the highways clear of snow and ice. The extreme cold temperatures also slowed our culvert replacements that we do in advance of the resurfacing program. Generally speaking, our roads have weathered the winter fairly well, but we continue to see the need to seal our new pavements as soon as possible after resurfacing. Several transportation agencies have started sealing new asphalt immediately after the hot mix paver has left the jobsite. We have planned 41 miles of resurfacing with asphalt concrete and expect to seal about 77 miles. We still have 92 miles of county highways that are rated in poor condition. This is a reduction from 142 miles of poor pavement in 2001.

We are continuing to make strides with our bridge program. With the replacement of 7 bridges in 2003, we are continuing to upgrade our overall bridge conditions. This year's bridge replacement schedule will reopen 1 bridge that has been closed for several years and 8 bridges that school buses are currently unable to cross due to weight restrictions.



## TABLE OF CONTENTS

Employees of the Logan County Engineer's Office	2
Message from Your County Engineer	3
The Condition of Our Highway System	5
Sales Tax Balance Sheet	7
2003 Revenues	8
2003 Expenditures	9
2003 Road Program	10
2003 Bridge Program	13
2003 Equipment Purchases	14
Administrative/Staff Support	15
Design/Engineering	15
Traffic Department	16
Courthouse Duties	16
Building Authority	17
2004 Road Program	19
2004 Proposed Seal Program Estimate	20
2004 Estimated Roadway Costs	21
2004 Bridge Program	22
2003 Motor Vehicle Registrations	23
Executive Summary	

## SALES TAX BALANCE SHEET

2002 Sales Tax	
<b>Carryover from 2001</b>	<b>\$ 1,211,826.75</b>
<b>Income</b>	<b>\$ 2,317,693.06</b>
<b>Expenditures</b>	
Township Road 157 Reconstruction	
Federal Aid Paving-CSTP Administration	
Sales Tax Resurfacing Program (including culverts)	
Bridge 54-6.38 Replacement	
Bridge 54-4.72 Replacement	
Bridge 96-3.33 Replacement	
Bridge 21-3.07 Replacement	
Bridge 11-10.25 Removal	
2002 Township Resurfacing Program	
Bridge 29-8.56 Replacement	
Bridge 29-8.84 Replacement	<b>\$ 1,945,572.80</b>
<b>Total Carryover</b>	<b>\$ 1,583,946.01</b>

2003 Sales Tax	
<b>Carryover from 2002</b>	<b>\$ 1,583,946.01</b>
<b>Income</b>	<b>\$ 2,343,017.77</b>
<b>Expenditures</b>	
Sales Tax Resurfacing Program (including culverts)	
Bridge 25-3.73 Replacement	
Bridge 21-3.07 Replacement	
Bridge 21-4.63 Replacement	
Bridge 60-4.02 Replacement	
Bridge 286-0.46 Replacement	
2003 Township Resurfacing Program	
Bridge 201-1.41 Replacement	
Bridge 165-0.32 Replacement	<b>\$ 2,209,043.52</b>
<b>Total Carryover</b>	<b>\$ 1,717,920.26</b>

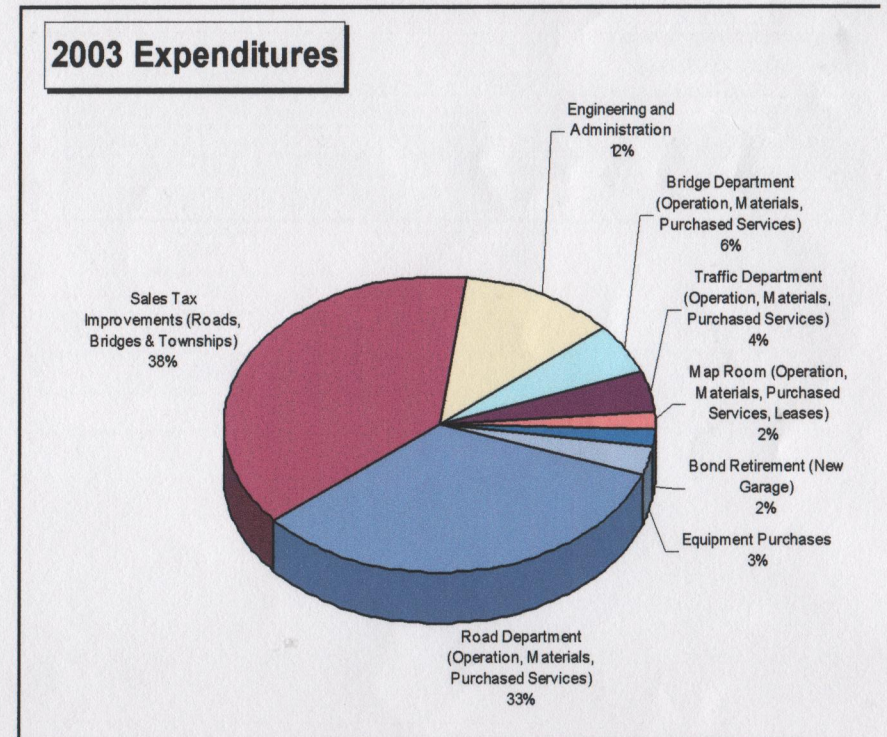
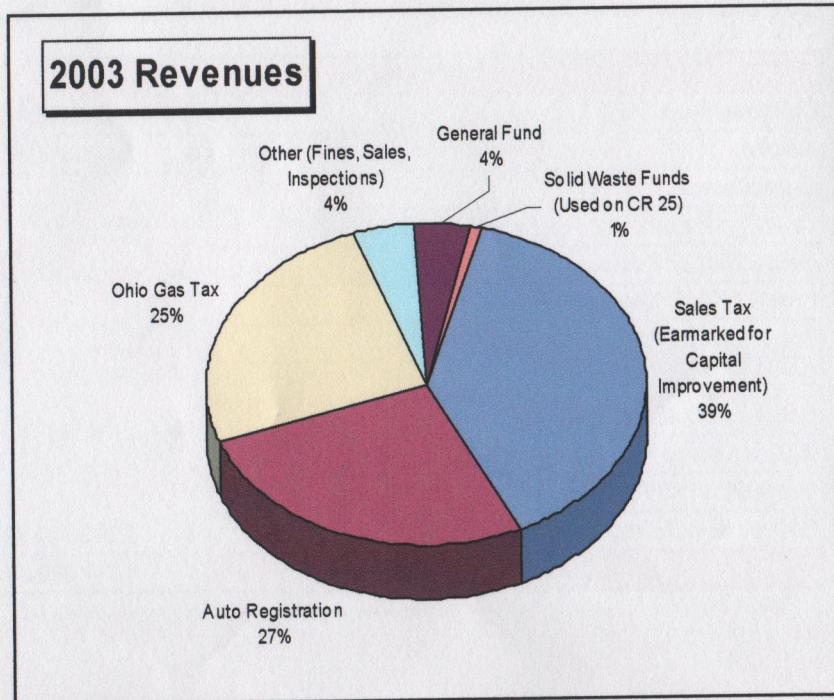


## 2003 REVENUES

2003 Revenues		
Sales Tax (Earmarked for Capital Improvement)	39%	\$ 2,343,017.77
Auto Registration	27%	\$ 1,604,586.06
Ohio Gas Tax	25%	\$ 1,528,787.76
Other (Fines, Sales, Inspections)	4%	\$ 254,580.33
General Fund	4%	\$ 260,000.00
Solid Waste Funds (Used on CR 25)	1%	\$ 50,000.00
<b>Total</b>		<b>\$ 6,040,971.92</b>

## 2003 EXPENDITURES

2003 Expenditures		
Road Department (Operation, Materials, Purchased Services)	33%	\$1,941,782.77
Sales Tax Improvements (Roads, Bridges & Townships)	38%	\$ 2,209,043.52
Engineering and Administration	12%	\$687,299.93
Bridge Department (Operation, Materials, Purchased Services)	6%	\$328,166.20
Traffic Department (Operation, Materials, Purchased Services)	4%	\$ 245,793.66
Map Room (Operation, Materials, Purchased Services, Leases)	2%	\$117,954.00
Bond Retirement (New Garage)	2%	\$ 115,971.75
Equipment Purchases	3%	\$ 175,274.00
<b>Total</b>		<b>\$ 5,821,285.83</b>





## 2003 ROAD PROGRAM

The road department is responsible for all Force Account projects (non-contract work performed by County Engineer employees), snow and ice control, berm repair, pavement patching, washouts, guardrail repair, mowing, and other general/seasonal maintenance of county roads and bridges. This department also works closely with the townships on various maintenance needs on their own road systems. The road department was extremely busy in 2003, working ahead of the 2004 road program, in addition to their normal maintenance duties. The costs listed include labor (based on hourly wages of workers and all benefits), amortized equipment, and materials (asphalt and berming stone).

Review of Some Expenses				
	Labor	Amortized Equipment	Materials and Contractor Work	Total
Mowing	\$ 39,363.53	\$ 51,875.50	\$ -	\$ 91,239.03
Hand Patching	\$ 20,289.94	\$ 10,432.70	\$ 8,259.42	\$ 38,982.06
Durapatching	\$ 46,321.24	\$ 39,774.40	\$ 19,847.77	\$ 105,943.41
Grubbing	\$ 43,877.93	\$ 18,702.58	\$ 1,685.60	\$ 64,266.11
Culvert Repair/Replacement (not related to resurfacing)	\$ 11,455.93	\$ 15,202.81	\$ 6,378.23	\$ 33,036.97
Sign Repair	\$ 1,718.16	\$ 240.02	\$ 270.21	\$ 2,228.39
Sign Repair (Vandalism)	\$ 8,230.18	\$ 1,052.28	\$ 3,122.49	\$ 12,404.95
Sign Replacement	\$ 26,076.84	\$ 2,345.31	\$ 14,391.90	\$ 42,814.05
Snow and Ice Control	\$ 171,396.28	\$ 179,089.21	\$ 145,151.31	\$ 495,636.80

2003 Paving Program						
ROAD#	Begins	TO	Labor	Equipment	Material	Total Cost
5	SR 273	HARDIN CO. LINE	\$ 317.42	\$ 15.00	\$ 38,641.46	\$ 38,973.88
13	CR 21	SR 235	\$ 393.53	\$ 24.30	\$ 91,166.68	\$ 91,584.51
21	CR 58	SR 274	\$ 1,477.94	\$ 212.70	\$ 218,850.99	\$ 220,541.63
25	SR 47	CR 9	\$ 349.80	\$ 11.40	\$ 84,658.14	\$ 85,019.34
27	SR 235 SOUTH	SR 235 NORTH	\$ 122.44	\$ 7.50	\$ 25,125.63	\$ 25,255.57
35	CR 59	SR 274	\$ 577.18	\$ 93.90	\$ 147,709.63	\$ 148,380.71
38	SR 366	CR 96	\$ 594.68	\$ 122.70	\$ 46,197.77	\$ 46,915.15
54	CR 60	SR 235	\$ 148.67	\$ 6.90	\$ 22,059.20	\$ 22,214.77
60	SHELBY CO. LINE	CR 54	\$ 1,486.69	\$ 81.60	\$ 228,146.15	\$ 229,714.44
65	CHAMPAIGN CO. LINE	DEGRAFF CORP. LINE	\$ 4,347.57	\$ 5,256.05	\$ 100,274.21	\$ 109,877.83
66	CHAMPAIGN CO. LINE	QUINCY CORP. LINE	\$ 3,071.43	\$ 3,993.40	\$ 78,052.74	\$ 85,117.57
87	CR 17	CR 275	\$ 2,246.09	\$ 2,591.50	\$ 126,050.24	\$ 130,887.83
88	CR 17	US 33	\$ 721.47	\$ 259.80	\$ 118,197.38	\$ 119,178.65
90	CR 88	AUGLAIZE CO. LINE	\$ 459.12	\$ 98.70	\$ 44,150.90	\$ 44,708.72
98	CR 38	CR 254	\$ 401.52	\$ 47.40	\$ 54,805.43	\$ 55,254.35
101	CR 49	CR 51	\$ 935.74	\$ 152.10	\$ 148,867.81	\$ 149,955.65
102	BELLE CENTER CORP	HARDIN CO. LINE	\$ 157.41	\$ 6.00	\$ 37,404.36	\$ 37,567.77
111	CR 101	US 68	\$ 349.80	\$ 49.80	\$ 30,549.63	\$ 30,949.23
113	CR 101	US 68	\$ 236.12	\$ 16.20	\$ 38,200.15	\$ 38,452.47
254	CR 38	CR 98	\$ 271.11	\$ 61.20	\$ 44,357.55	\$ 44,689.86
275	CR 87	CLOSED BRIDGE	\$ 78.71	\$ 7.50	\$ 12,241.73	\$ 12,327.94
ADMINISTRATION/TESTING			\$ 4,190.58	\$ 387.60	\$ -	\$ 4,578.18
<b>Grand Total</b>			<b>\$ 22,936.02</b>	<b>\$ 13,603.26</b>	<b>\$ 1,736,707.78</b>	<b>\$ 1,772,146.06</b>



2003 Chip and Seal Program Completed						
Road	Begins	Ends	Labor	Amoritized Equipment	Materials	Total
11	DeGraff Corp	TR 43 WEst	\$ 1,504.53	\$ 1,253.45	\$ 6,441.76	\$ 9,199.74
12	TR 116 South	SR 292	\$ 4,070.69	\$ 3,332.78	\$ 19,244.70	\$ 26,648.17
24	DeGraff Corp	CR 21	\$ 1,949.67	\$ 1,587.85	\$ 9,730.53	\$ 13,268.05
29	CR 47	CR 146	\$ 4,227.78	\$ 3,758.50	\$ 9,805.30	\$ 17,791.58
39	SR 274	TR 100	\$ 2,294.58	\$ 1,665.85	\$ 7,382.41	\$ 11,342.84
40	SR 274	SR 292	\$ 3,743.49	\$ 4,078.20	\$ 11,932.43	\$ 19,754.12
43	CR 11	CR 18	\$ 4,374.89	\$ 3,413.95	\$ 20,503.93	\$ 28,292.77
48	CR 12	SR 292	\$ 2,430.90	\$ 1,989.59	\$ 9,814.31	\$ 14,234.80
51	CR 101	US 68	\$ 511.98	\$ 419.35	\$ 1,192.87	\$ 2,124.20
54	SR 235	CR 61	\$ 1,722.25	\$ 1,424.80	\$ 6,248.17	\$ 9,395.22
55	CR 29	CR 10	\$ 1,496.07	\$ 1,232.80	\$ 7,359.77	\$ 10,088.64
57	CR 130	CR 9	\$ 4,420.22	\$ 3,272.12	\$ 17,911.69	\$ 25,604.03
62	Co. Line	SR 508	\$ 1,476.72	\$ 1,058.65	\$ 6,348.35	\$ 8,883.72
63	Quincy Corp	TR 256	\$ 1,959.90	\$ 1,596.30	\$ 9,208.54	\$ 12,764.74
117	CR 142	Co. Line	\$ 920.93	\$ 734.10	\$ 4,589.26	\$ 6,244.29
121	SR 292	Co. Line	\$ 2,894.02	\$ 2,181.59	\$ 10,719.30	\$ 15,794.91
153	US 33	CR 146	\$ 991.69	\$ 776.88	\$ 2,832.64	\$ 4,601.21
222	Huntsville Corp	CR 39	\$ 340.70	\$ 267.80	\$ 1,461.38	\$ 2,069.88
271	CR 296	SR 292	\$ 1,288.59	\$ 752.15	\$ 1,009.45	\$ 3,050.19
ADMINISTRATION			\$ 552.57	\$ 4140	\$ -	\$ 593.97
<b>Total Chip &amp; Seal Program</b>			<b>\$ 43,172.17</b>	<b>\$ 34,838.11</b>	<b>\$ 163,736.79</b>	<b>\$ 241,747.07</b>

## 2003 BRIDGE PROGRAM

Our bridge crew again had another good year. In addition to the bridge crew repairing and replacing bridges and culverts, they worked on snow and ice control. This means the bridge crew must be able to proficiently switch from a project to snow and ice control and back again.

As of March 15, 2004, all of the annual bridge inspections were complete. The bridge crew replaced 7 structures and rehabilitated three structures.

### Structures Replaced:

County Road 25-3.73 Bridge Replacement  
 County Road 21-3.07 Bridge Replacement  
 County Road 21-4.63 Bridge Replacement  
 County Road 60-4.02 Bridge Replacement  
 County Road 286-0.46 Bridge Replacement  
 County Road 201-1.41 Bridge Replacement  
 Township Road 165-0.32 Bridge Replacement



## 2003 EQUIPMENT PURCHASES

<b>Major Equipment Purchased in 2003</b>	
Plotter	\$ 10,055.00
Computer	\$ 1,521.95
File Cabinet	\$ 570.00
Time Clock	\$ 628.80
Radar Units (Logan County Sheriff's Office)	\$ 6,179.00
(2) JX100U Tractors	\$ 58,916.34
2004 Int'l. Tandem Dump Truck	\$ 92,467.00
Pole Saw	\$ 436.00
Used Blaw Knox Berner	\$ 4,500.00
<b>Total for 2003</b>	<b>\$ 175,274.09</b>

## ADMINISTRATIVE/STAFF SUPPORT

This department manages the overall fiscal needs and budget of the Engineer's Office. Since the cost for construction, materials, and equipment is increasing faster than local revenues, the utilization of alternate funding sources is critical to the office.

Other responsibilities of the administrative and staff support are human resources, payroll, purchasing requisitions, billing, word processing and contract administration. The department also administers the Ohio Public Works Commission's State Capital Improvement Program (SCIP) and the Local Transportation Improvement Program (LTIP) for Logan County. The allocations and accounting for this annual funding is another significant function of the Engineer's office.

With our revised cost-tracking system, the costs include surveying, engineering, administration, and construction of the bridges. The equipment costs are amortized, while the labor includes all fringes and benefits. Besides the accounting portion of the administrative and staff support, this department also deals with the day to day calls from the public and either deals with the questions/problems or forwards them to the appropriate person.

## DESIGN/ENGINEERING

This department performs the engineering design for approximately 95% of the construction projects and directs specialized consultants for the engineering design of the remaining projects. Most of the staff design is done with a Computer Aided Design and Drafting (CADD) system. In addition to the engineering, this department also does much of the administrative responsibilities.



## TRAFFIC DEPARTMENT

The Traffic Department is responsible for the maintenance of all road signs on county roads and bridge signs on township roads. The road signs now number 7,138. The maintenance of these signs includes installation, preservation and inspection. As part of the inspection process, we look for reflectivity, wind damage, vandalism and overall visibility. Repairing mailboxes damaged during snow removal operation is another part of the Traffic Department's responsibilities along with signing for road closure detours. The routemarkers main duty is to keep traffic moving safely. Our responsibility is to keep the traveling public informed.

## COURTHOUSE DUTIES

By law, the County Engineer is required to be the official plat draftsman for the County Auditor. In addition to maintaining maps of all properties by lot, parcel and acreage, the office assigns new house numbers, serves attorneys, surveyors, appraisers, realtors, and private individuals in checking deed descriptions and new surveys for accuracy and compliance.

The changing and ever growing county community has kept the map room very busy. In 2003, they processed approximately 300 new property splits and checked over 2800 deeds transferring property. They also checked approximately 425 easement and right-of-way documents, reviewed 6 new subdivision plats, and created approximately 200 new house numbers. They also checked over 300 new surveys and provided over 2600 deed pre-approvals of legal descriptions.

You might also recall, from past reports, that the county is in the process of combining digital tax maps with a digital basemap of aerial photography within the county. The tax maps have been digitized and updated to reflect all new property splits.

## BUILDING AUTHORITY

Revenue was slightly down as were salary expenses. Total expenditures were up due to the purchase of a new vehicle for 2004. Still, expenditures were only up by \$3,413.47 over revenue even with the new vehicle purchase. The department came in at \$6,599.68 under budget. Without the new vehicle purchase, the department would have generated \$14,009.80 more in revenue than normal yearly operating expenses. As a whole, the department has generated approximately \$50,000 more than spent out over the past 5 years.

House valuation increased for 2003, even with new home starts down. Mainly due to: (1) less manufactured dwelling starts, and (2) material costs were up the last 1/2 of the year. As an example: a 4' x 8' sheet of OSB sheathing increased from approximately \$7 per sheet (in January) to \$18 - \$20 by fall.

Some of the percent increases are obvious, as in both revenue and expenditures for code books. Most percent changes decreased as did revenue and expenditures (excluding the new vehicle purchase).

Miles driven per permit increased slightly. This was influenced by the extra driving for flood damage evaluations this past summer.

Revenue			
	2003	2002	% of Change
Permit Revenue	\$ 84,835.00	\$ 86,585.00	-2.0%
Contractor Reg.	\$ 25,150.00	\$ 28,700.00	-12.4%
Plbg Inspection Fees	\$ 16,056.00	\$ 18,540.00	-13.4%
Reinspect Fees	\$ 1,450.00	\$ 2,075.00	-30.1%
Code Books	\$ 643.80	\$ 59.50	982.0%
Misc	\$ 1.75	\$ 83.27	-97.9%
Application Fees	\$ 3,650.00		new for 2003
Additional Permit Fees	\$ 200.00		new for 2003
<b>Total Revenue</b>	<b>\$ 131,986.55</b>	<b>\$ 136,042.77</b>	<b>-3.0%</b>
Expenditures			
	2003	2002	% of Change
Total Salaries	\$ 89,091.02	\$ 90,976.54	-2.1%
PERS, W/C & Medicare	\$ 13,682.94	\$ 14,440.76	-5.2%
Supplies	\$ 3,599.94	\$ 3,672.86	-2.0%
Contract Services	\$ 7,572.80	\$ 4,250.00	78.2%
Contract Repair	\$ 1,526.02	\$ 7,168.50	-78.7%
Equipment	\$ 17,423.57	\$ 753.00	2213.9%
Other Expenses	\$ 2,512.81	\$ 4,637.28	-45.8%
Code Books	\$ -	\$ 2,850.60	-100.0%
<b>Total Expenditures</b>	<b>\$ 135,409.10</b>	<b>\$ 128,749.54</b>	<b>5.2%</b>



## 2004 ROAD PROGRAM

We have been hard at work already this year planning for next years' road program. We have reviewed each road on the program for needed culvert replacements, bridge replacements and/or repairs, drainage problems, where widening is needed, etc.

As of March 24, 2004 the road program is as follows:

- County Road 28 from CR 168 to CR 29
- County Road 34 from CR 74 to CR 59
- County Road 144 from CR 144A to CR 152
- County Road 171 from SR 245 to CR 28
- County Road 187 from TR 7 to SR 508
- County Road 202 from TR 263 to SR 508
- County Road 2 from CR 5 to Union Co. Line
- County Road 14 from CR 189 to SR 508
- County Road 97 from CR 96 to SR 273
- County Road 117 from SR 292 to Union Co. Line
- County Road 121 from SR 292 to Union Co. Line
- County Road 68 from Champaign County Line to SR 706
- County Road 118 from CR 20 to CR 5
- County Road 18 from SR 508 to TR 45
- County Road 173 from CR 5 to CR 47
- County Road 189 from West Liberty Corp. to SR 68
- Sunrise Estates

Permits Issued			
	2003	2002	% of Change
Total of New Homes	179	204	-12.3%
Total of New Mfg. Homes	23	22	4.5%
Total of "Other" Permits	189	163	16.0%
Total Plbg. Permits	32	27	18.5%
Total All New Dwellings	221	237	-6.8%
<b>Total of All Permits</b>	<b>423</b>	<b>400</b>	<b>5.8%</b>

Inspections			
	2003	2002	% of Change
Building/Structural	1272	1502	-15.3%
Electrical Inspections	763	910	-16.2%
HVAC Inspections	338	504	-32.9%
Plumbing Inspections	501	512	-2.1%
Special Inspections	189	223	-15.2%
Total Reinspections*	361	484	-25.4%
<b>Total Inspections</b>	<b>3424</b>	<b>3651</b>	<b>-6.2%</b>

\* Reinspections are not in addition to but are part of the total

Home Valuation			
	2003	2002	% of Change
New Home Valuation	\$23,432,438	\$24,203,864	-3.2%
Avg. Valuation Per Home	\$ 130,907	\$ 118,646	10.3%

Averages			
	2003	2002	% of Change
Total Inspection Stops	1653	1955	-15.4%
Total Miles Driven	21592	21770	-0.8%
Avg Inspections Per Stop	2.1	1.9	10.5%
Avg Miles Per Stop	13.1	11.1	18.0%
Avg Revenue Per Stop	\$ 312.02	\$ 340.11	-8.3%
Avg Expenditure Per Stop	\$ 320.10	\$ 321.87	-0.5%



2004 Proposed Seal Program		
Road	Begins	Ends
146	CR 29	CR 153
153	Zanesfield Corp.	CR 146
153	CR 152	CR 277
39	CR 130	TR 56
12	SR 292	CR 50
20	CR 12	Co. Line
277	Co. Line	CR 153
142	West Mansfield Corp.	CR 26
44	TR 160	CR 277
26	SR 292	Co. Line
13	SR 235	CR 130
5	US 68	Zanesfield Corp.
10	Zanesfield Corp.	SR 292
28	CR 41	US 33
29	CR 5	CR 47
41	Co. Line	SR 287
47	SR 245	CR 29
168	Co. Line	CR 28
82	CR 83	Lakeview Corp.
83	SR 720	CR 82
31	Co. Line	SR 508
4	RR	CR 70
73	Co. Line	CR 34
74	CR 23	CR 34
23	CR 74	SR 47
10	Bellfontaine Corp.	Zanesfield Corp.
112	CR 113	CR 111
11	TR 32	RR
32	CR 11	CR 130
130	Bellfontaine Corp.	US 33

\*Subject to change due to material costs

## 2004 ESTIMATED ROADWAY COSTS

2004 Estimated Costs	
Traffic Department	
Pavement Markings	\$ 100,000
Routemarking, etc.	\$ 187,850
Bridge Department	
Auto and Gas Funds	\$ 383,000
Sales Tax and General Fund	\$ 394,922
Road Department	
Contract Paving (Sales Tax Funds)	\$ 1,497,575
Contract Paving (Auto and Gas Funds)	\$ 250,000
Chip and Seal Program (Material & Contracts)	\$ 406,000
Roadside Mowing	\$ 90,000
Roadside Spraying	\$ 30,000
Replace and Construct Guardrail	\$ 15,000
Snow & Ice Control	\$ 500,000
Regrade Berms & Side Ditches	\$ 75,000
Grubbing and Tree Control	\$ 65,000
Patching	\$ 150,000
Operation, Materials, Services, etc.	\$ 327,348
Equipment Maintenance/Operation and Building Operations	\$ 248,000
Township Projects (Sales Tax Funds)	\$ 354,648
Bond Retirement for New Garage	\$ 115,078
Map Room	\$ 143,350
Administration and Engineering	\$ 850,752
Equipment (All Departments)	\$ 180,000
<b>Total</b>	<b>\$ 6,363,523</b>



## 2004 BRIDGE PROGRAM

In the renewing of the sales tax for roads and bridges, the priority is based on condition. Therefore, the 2004 bridge program continues the commitment of prioritizing bridge replacements based on condition. Therefore, the County infrastructure will be re-evaluated periodically and changes to this program are likely to occur in order to achieve our commitment to repair or replace the structures and highways in the worst condition first.

As of March 24, 2004, the bridge program is as follows:

- BRIDGE 96-2.70
- BRIDGE 94-1.40
- CULVERT 179-1.679
- BRIDGE 116-0.55
- BRIDGE 157-0.91
- BRIDGE 35-2.97
- BRIDGE 76-1.27
- BRIDGE 20-6.01
- BRIDGE 107-0.94
- BRIDGE 56-5.79
- BRIDGE 49-5.64

## MOTOR VEHICLE REGISTRATIONS

2003 County of Logan Motor Vehicles Registrations	
Type of Registration	# of Units
Passenger Cars	35520
Motor Homes	418
Motorcycles	2050
House Vehicles	855
Mopeds	33
Non-Commercial Trailers	4983
Non-Commercial Trucks	11894
Farm Truck	303
Buses	55
Commercial Trailers	1718
Non IRP Trucks	2189
IRP Trucks	136
<b>Total Vehicle Registrations in 2003</b>	<b>60154</b>
<i>Total Vehicle Registrations in 2002</i>	<i>59750</i>
<i>SOURCE: State of Ohio, Bureau of Motor Vehicles</i>	